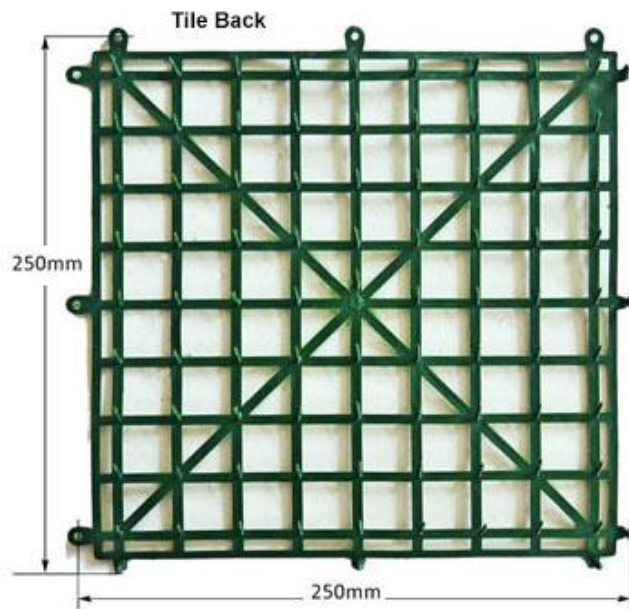



## Product data sheet - Artificial leaf tile



**Leaf type:** buxus

**Product reference number:** RLTL310



**Application:**

Screening, hedging, fencing, wall cover, faux living walls and more

**Components:**

Readyleaf tiles have two components:

1. A flexible polyethelene mesh tile with nodules at each junction. Larger nodules and eyelets on the perimeter strip for joining tiles.
2. Leaf sprigs with eyelets. Larger nodules and eyelets on the perimeter allow seamless joins.



## **Assembly**

To join tiles, locate the eyelets on the perimeter of the tiles and push onto the corresponding nodules of the adjacent tile. Joins are seamless.

## **Installation:**

There are a number of solutions for a range of applications. These are covered in our installation sheets.

## **Artificial green wall tiles**

### **Material Composition:**

All components are made of recycled LDPE (polyethelene) impregnated with CIBA UV stabilisers.

**Recycling:** numerical code 4

### **Dimensions and packaging:**

Smallest module: 25cm x 25cm.

Tile size: 50cm x 50cm

1 sq.m = 4 tiles.

1 carton (54cmx54cmx34cm) = 12 tiles = 3 square metres = 8.5kg excl. carton

**Quality management certification:** ISO 9000-2008

**Environmental management certification:** ISO 14001-2004